
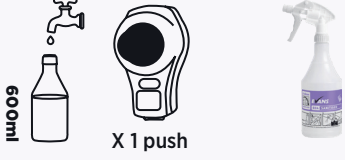



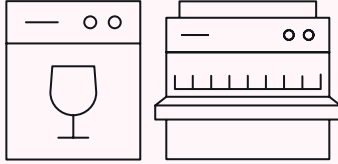









e:dose Eco-Shot Bar and Cellar

Read the product label/Safety Data Sheet before use.
Adhere to health and safety instructions.
Wear appropriate personal protective equipment (PPE).

	PRODUCT	DESCRIPTION	DILUTION - PELICAN PUMP DELIVERS A 30ML SHOT UNLESS OTHERWISE STATED	HOW TO USE
SANITISING		EC4 - Sanitiser - Super concentrate sanitiser <ul style="list-style-type: none"> Effective against viruses. Kills bacteria and yeast. Passes EN 16777, EN 14476, EN 1276, EN 16615 and EN 1650. Low dosage, very economical in use. Colour coded trigger bottles available. GreenTick - Low Environmental Impact. 		DISINFECTING HARD SURFACES AND EQUIPMENT: Spray and wipe surfaces evenly. Wipe with a clean cloth. Allow to air dry. TO PREVENT CHEMICAL BUILD-UP, SURFACES SHOULD BE PERIODICALLY WASHED.
GENERAL CLEANING		EC6 - All Purpose - Interior hard surface cleaner <ul style="list-style-type: none"> For daily and general cleaning of hard surfaces. Neutral formulation with a fresh fragrance. Low dosage, very economical in use. Colour coded trigger bottles available. GreenTick - Low Environmental Impact. 		GLASS, MIRRORS, PAINTWORK, LAMINATE AND HARD SURFACES: Spray surface and wipe with a clean cloth. FLOORS AND WALLS: Damp mop or wipe surface.
AUTO GLASSWASHING		Detergents and Rinse Aids <ul style="list-style-type: none"> Choose from our range of automatic glasswash detergents. Glass Renovator <ul style="list-style-type: none"> Removes protein deposits, yeast, beer residue and bloom from glasses, restoring them to a highly satisfactory condition. 	 Follow machine manufacturers guidelines	GLASSWASHING: Empty glasses prior to filling the machine. Dispense product into machine through an electronic dispenser in accordance with machine manufacturers instructions. GLASS RENOVATOR: Replace detergent for Glass Renovator and operate machine until all glasses have been renovated.
GLASSWASHING, SPIRIT MEASURES		Q'det <ul style="list-style-type: none"> Unperfumed, washing up liquid and spirit measure cleaner. Excellent cleaning performance, easily removes heavy soil and grease. Effective in all water conditions. 	Manual Glasswashing  Spirit Measures 	MANUAL GLASSWASHING: Add hand hot water and Q'det to sink, wash items thoroughly, rinse in hot water and allow to air dry. SPIRIT MEASURES: Submerge measures in solution and leave to soak, heavily soiled measures should be left overnight. Drain off then, rinse thoroughly under running water, operating the measure several times.
FLOORCARE		EC2 - Degreaser - Cleaner degreaser <ul style="list-style-type: none"> Unperfumed, heavy-duty cleaner. Removes ingrained soil from a variety of surfaces Low dosage, very economical in use. Colour coded trigger bottles available. GreenTick - Low Environmental Impact. 		GENERAL FLOORS AND HARD SURFACES: Make up solution in a bucket. Mop or wipe surfaces. Alternatively make up solution in a trigger spray. Spray onto surface and wipe with a clean cloth.
BEERLINES		Beerline <ul style="list-style-type: none"> Highly effective pipeline cleaner, removes yeast, protein an residue from the dispensing system. Concentrated, non-tainting formulation. For traditional hand pumps and pressure keg beerlines. 		BEERLINES: Disconnect line from beer supply and drain beer from system. Draw solution into the line until detected at the tap, leave for 10 mins. Flush out the solution, rinse line thoroughly with clean water until emerging water is perfectly clean. Re-connect beer supply. Check beer before serving.

