


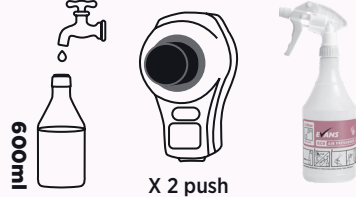

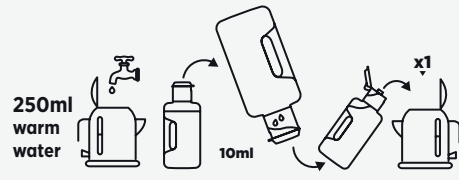

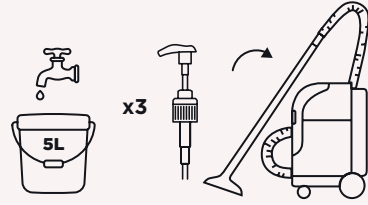




e:dose Eco-Shot Housekeeping Dilution

Read the product label/Safety Data Sheet before use.
Adhere to health and safety instructions.
Wear appropriate personal protective equipment (PPE).

	PRODUCT	DESCRIPTION	DILUTION - PELICAN PUMP DELIVERS A 30ML SHOT UNLESS OTHERWISE STATED		HOW TO USE
SURFACES		<p>EC6 - All Purpose - Interior hard surface cleaner</p> <ul style="list-style-type: none"> For daily and general cleaning of hard surfaces. Neutral formulation with a fresh fragrance. Low dosage, very economical in use. Colour coded trigger bottles available. GreenTick - Low Environmental Impact. 		<p>GLASS, MIRRORS, PAINTWORK, LAMINATE AND HARD SURFACES: Spray surface and wipe with a clean cloth.</p> <p>FLOORS AND WALLS: Damp mop or wipe surface.</p>	
AIR CARE		<p>EC8 - Air Freshener - Air and fabric freshener</p> <ul style="list-style-type: none"> To freshen the air and deodorise fabrics. Appealing and long-lasting fragrance. Low dosage, very economical in use. Colour coded trigger bottles available. GreenTick - Low Environmental Impact. 		<p>AIR FRESHENING: Adjust to fine spray setting on the bottle then spray high into the air, away from face. (increase dosage to overcome stronger malodours).</p> <p>FABRICS: Spray lightly and evenly onto fabric.</p>	
ANCILLARY ITEMS		<p>Kettle Descaler - Limescale remover</p> <ul style="list-style-type: none"> For removing lime-scale build-up from kettles. Safe to use on stainless steel. <p>Trident - Sanitising powder</p> <ul style="list-style-type: none"> Removes tannin from crockery Also removes mould and mildew from grout. 	<p>Kettle Descaler</p> 	<p>Trident</p> <p>Dissolve 10 g per litre in warm water</p>	<p>DESCALING KETTLES: Add relevant dosage to warm water. Allow to soak for 5 minutes. Rinse thoroughly.</p> <p>REMOVING TANNIN: Prepare a 1% solution. Immerse crockery for up to 30 minutes and rinse thoroughly with clean water. Allow to air dry.</p> <p>IMPORTANT: DO NOT MIX CHEMICALS</p>
CARPETS AND UPHOLSTERY		<p>Extract Pro - Carpet and upholstery shampoo</p> <ul style="list-style-type: none"> Removes dirt and stains, also provides anti-soiling protection. GreenTick - Low Environmental Impact. <p>Spotlight - Spot and stain remover</p> <ul style="list-style-type: none"> Ready-to-use, fast and effective stain remover. Ideal for removing stubborn spots and stains. 	<p>Extract Pro</p> 	<p>Spotlight</p> <p>Use NEAT</p>	<p>CARPETS AND UPHOLSTERY: Spray solution onto carpet or upholstery using the machine wand, use long overlapping strokes followed by 2/3 dry passes to extract excess liquid.</p> <p>SPOTS AND STAINS: Spray sparingly onto stain, leave for 1 minute. DO NOT overwet.</p> <p>IMPORTANT: read product instructions on the label before use</p>
WASHROOM		<p>EC9 - Washroom - Disinfectant and descaler</p> <ul style="list-style-type: none"> Ideal for cleaning, disinfecting and descaling washbasins, baths, showers, toilets and tiles. Proven to kill 99.999% of bacteria. Passes EN 16777, EN 14476, EN 1276 EN 16615 and EN 1650. GreenTick - Low Environmental Impact. 		<p>SURFACES: Apply to surface by spray, toilet cleaning bottle, clean cloth or mop. Leave on surface for required contact time, wipe with a clean cloth and allow to air dry. To prevent chemical build-up, surfaces should be periodically washed.</p> <p>IMPORTANT: DO NOT USE ON MARBLE OR ENAMEL</p>	

