


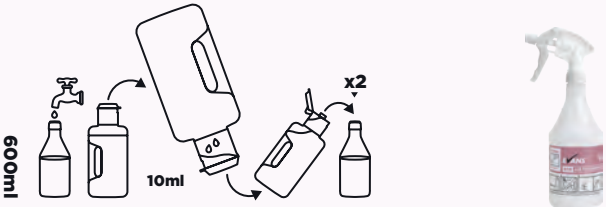

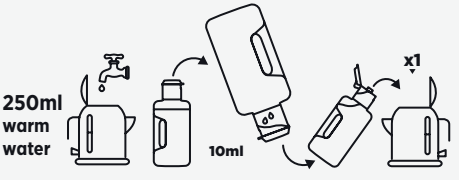

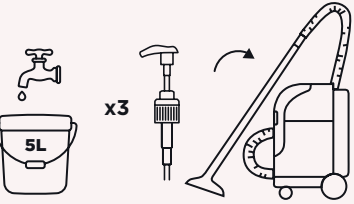

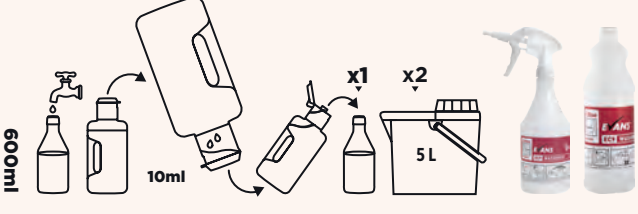


# e:dose Housekeeping Dilution

Read the product label/Safety Data Sheet before use.

Adhere to health and safety instructions.

Wear appropriate personal protective equipment (PPE).

	PRODUCT	DESCRIPTION	DILUTION - PELICAN PUMP DELIVERS A 30ML SHOT UNLESS OTHERWISE STATED	HOW TO USE
SURFACES		<p><b>EC6 - All Purpose - Interior hard surface cleaner</b></p> <ul style="list-style-type: none"> <li>For daily and general cleaning of hard surfaces.</li> <li>Neutral formulation with a fresh fragrance.</li> <li>Low dosage, very economical in use.</li> <li>Colour coded trigger bottles available.</li> <li>GreenTick - Low Environmental Impact.</li> </ul>		<p><b>GLASS, MIRRORS, PAINTWORK, LAMINATE AND HARD SURFACES:</b> Spray onto cloth (or surface) and wipe.</p> <p><b>FLOORS AND WALLS:</b> Damp mop or wipe surface.</p>
AIR CARE		<p><b>EC8 - Air Freshener - Air and fabric freshener</b></p> <ul style="list-style-type: none"> <li>Freshens the air and deodorises fabrics.</li> <li>Appealing and long-lasting fragrance.</li> <li>Low dosage, very economical in use.</li> <li>Colour coded trigger bottles available.</li> <li>GreenTick - Low Environmental Impact.</li> </ul>		<p><b>AIR FRESHENING:</b> Adjust to fine spray setting on the bottle then spray high into the air, away from face. (increase dosage to overcome stronger malodours).</p> <p><b>FABRICS:</b> Spray lightly and evenly onto fabric.</p>
ANCILLARY ITEMS		<p><b>Kettle Descaler - Limescale remover</b></p> <ul style="list-style-type: none"> <li>For removing lime-scale build-up from kettles.</li> <li>Safe to use on stainless steel.</li> </ul> <p><b>Trident - Sanitising powder</b></p> <ul style="list-style-type: none"> <li>Cleans and disinfects glassware and crockery.</li> <li>Also removes mould and mildew from grout.</li> </ul>	<p><b>Kettle Descaler</b></p> 	<p><b>Trident</b> Dissolve <b>10 g per litre</b> in warm water</p> <p><b>DESCALING KETTLES:</b> Add relevant dosage to warm water. Allow to soak for 5 minutes. Rinse thoroughly.</p> <p><b>REMOVING TANNIN:</b> Prepare a 1% solution. Immerse crockery for up to 30 minutes and rinse thoroughly with clean water. Allow to air dry.</p> <p><b>IMPORTANT: DO NOT MIX CHEMICALS</b></p>
CARPETS AND UPHOLSTERY		<p><b>Extract Pro - Carpet and upholstery shampoo</b></p> <ul style="list-style-type: none"> <li>Removes dirt and stains, also provides anti-soiling protection.</li> <li>GreenTick - Low Environmental Impact.</li> </ul> <p><b>Spotlight - Spot and stain remover</b></p> <ul style="list-style-type: none"> <li>Ready-to-use, fast and effective stain remover.</li> <li>Ideal for removing stubborn spots and stains.</li> </ul>	<p><b>Extract Pro</b></p> 	<p><b>Spotlight</b> Use NEAT</p> <p><b>CARPETS AND UPHOLSTERY:</b> Spray solution onto carpet or upholstery using the machine wand, use long overlapping strokes followed by 2/3 dry passes to extract excess liquid.</p> <p><b>SPOTS AND STAINS:</b> Spray sparingly onto stain, leave for 1 minute. DO NOT overwet.</p> <p><b>IMPORTANT: read product instructions on the label before use</b></p>
WASHROOM		<p><b>EC9 - Washroom - Disinfectant and descaler</b></p> <ul style="list-style-type: none"> <li>Ideal for cleaning, disinfecting and descaling washbasins, baths, showers, toilets and tiles.</li> <li>Proven to kill 99.999% of bacteria.</li> <li>Passes <b>EN 16777</b>, <b>EN 14476</b>, <b>EN 1276</b> <b>EN 16615</b> and <b>EN 1650</b>.</li> <li>GreenTick - Low Environmental Impact.</li> </ul>		<p><b>SURFACES:</b> Apply to surface by spray, toilet cleaning bottle, clean cloth or mop. Leave on surface for required contact time, wipe with a clean cloth and allow to air dry. To prevent chemical build-up, surfaces should be periodically washed.</p> <p><b>IMPORTANT: DO NOT USE ON MARBLE OR ENAMEL</b></p>

